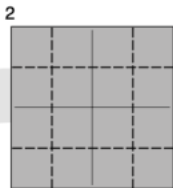
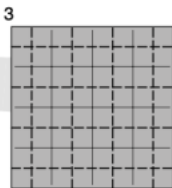


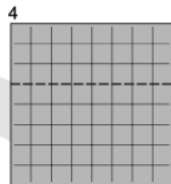
Start color side up.  
Fold and unfold.



Fold and unfold.  
Crease where indicated.



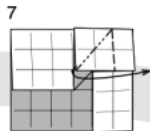
Fold and unfold.



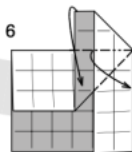
Valley fold



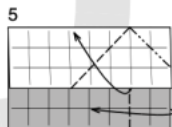
Repeat steps 5-7 on left



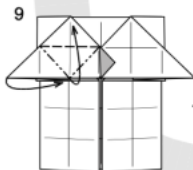
Squash fold



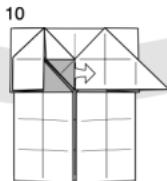
Squash fold



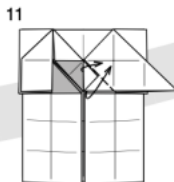
Swivel fold



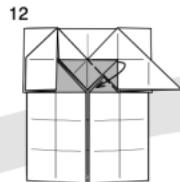
Petal fold



Pull out flap

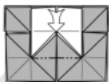


Reverse fold out



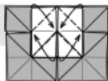
Valley fold

22



Reverse fold


23



Four valley-folds

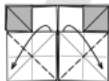
1/4

24



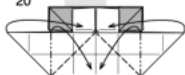
Finished

21



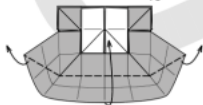
Valley fold

20



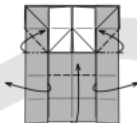
Squash fold both sides

19



Complete the squash-fold

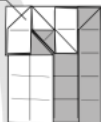
18



Squash fold either side while swinging up bottom flap

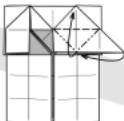
14-16

17



Repeat steps 14-16 on left

13



Petal fold

14



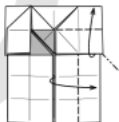
Swivel fold

15



Valley fold

16



Squash fold